

Tiny Home Design Guide

Sustainable Living in Compact Spaces

By Manning Enterprizes



Contents

Introduction	3
Understanding Tiny Home Living	4
Planning Your Tiny Home	5
Sustainable Design and Construction	6
Functional Design and Aesthetics	7
Low-Impact Landscaping	8
Safety and Security	9
Building Your Home Step-by-Step	10
Conclusion	11

INTRODUCTION

Hi, we are Manning Enterprizes

We are a full-scale, design-build construction company located on the East Coast of the United States.

We specialize in creating beautiful and functional spaces that are as unique as our customers. We believe that homes and spaces should be as custom and creative as the inhabitants and we encourage our clients to think outside of the traditional building box. Just because something works for your neighbors, or just because every house in town looks the same, doesn't mean that works for you.

We approach every project as an opportunity to think about things in a new way. We're super passionate about sustainability and we fully believe that green-building practices are the best way forward.

We couple time-honored traditions and craftsmanship with cutting edge technology so you can have the space or home of your dreams.

We've put together this guide in the hopes that it helps you get excited about the possibilities of living small.

We know tiny homes have been all the rage but we still approach them as a system that can be continually improved upon and customized. We're here to help you build the home of your dreams.

Whether you're a minimalist enthusiast or seeking financial freedom, we hope this guide will help you embark on the journey of building your dream tiny home.



Understanding Tiny Home Living

The Benefits of Tiny Home Living

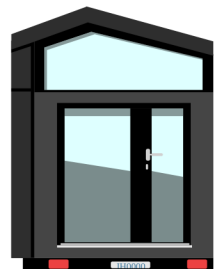

Living in a teeny home offers so many advantages! Not only can you significantly reduce your carbon footprint, but you'll also enjoy considerable savings on housing costs. Many people choose to fully embrace the minimalistic lifestyle by not only downsizing their home but also reducing their household 'stuff'. Having less can also lead to more financial independence. We encourage our clients to imagine what their lives might look like if they took the money they normally spend on 'stuff' and spent it on once-in-a-lifetime opportunities and adventures.

Initial Considerations

Before diving into the tiny home journey, it's crucial to assess your lifestyle needs. Determine your priorities, from space requirements to necessary amenities. A tiny home for a family is going to look a lot different than one for a solo adventurer! Also, electing the right location is pivotal—whether you prefer an off-grid escape or an urban oasis, the setting of your tiny home will impact your daily life significantly. Do you plan on traveling the country with your tiny home in tow? Or do you have a piece of land on which you would like to build a permanent home? Whether or not your teeny house is stationary will be a consideration from the very beginning of the design process.

Sustainable Principles

Sustainability is at the core of the tiny home movement, and it's something we at Manning Enterprizes do really well! Learn how to optimize energy efficiency with smart insulation, eco-friendly building materials, and renewable energy sources such as solar panels. By embracing sustainable principles, you not only contribute to a greener planet but also create a healthier living space for yourself and future generations. Upfront costs for more sustainable and durable building materials often have long-reaching cost-savings for months and years ahead.



Planning Your Tiny Home

- **Setting Goals and Establishing a Budget:** Clearly define your goals for the project, considering factors such as mobility, design style, and desired amenities. Once you have a clear vision, establish a realistic budget that aligns with your goals and financial capabilities. Planning your budget early on will help you make informed decisions throughout the building process.
- **Selecting the Right Location and Foundation:** Choose between a stationary or mobile tiny home, depending on your lifestyle preferences. Consider the pros and cons of each option, and evaluate the feasibility of different foundation types to find the one that best suits your needs and the regulations in your area.
- **Complying with Building Codes and Regulations:** Navigating building codes and regulations can be daunting, but it's essential to ensure a smooth construction process. Working with professionals like Manning Enterprises can help you avoid potential roadblocks and compliance issues.
- **Choosing the Ideal Layout and Floor Plan:** A well-designed floor plan is essential for maximizing the limited space in a teeny home. Explore creative layouts that prioritize functionality and incorporate space-saving features like lofted bedrooms, foldable furniture, and multi-functional living spaces.

GOOD
EXAMPLES OF
MOBILE TINY-
HOMES



STATIONARY TINY'S ARE GREAT TOO!



Sustainable Materials & Construction

- **Eco-Friendly Building Materials:** Discover a wide range of eco-conscious building materials, from recycled wood and reclaimed materials to low-impact flooring and roofing options. By choosing sustainable materials, you not only reduce environmental impact but also create a unique and aesthetically pleasing tiny home.
- **Water Conservation Methods:** Embrace water conservation practices by installing low-flow fixtures, rainwater harvesting systems, and grey-water recycling systems. These sustainable practices will not only reduce water consumption but also create a more self-sufficient and eco-friendly tiny home.
- **Energy-Efficient Insulation and Windows:** Proper insulation and energy-efficient windows are essential for maintaining a comfortable and cozy living environment year-round. Explore insulation options like spray foam and eco-friendly insulation materials to keep your tiny home warm in winter and cool in summer.
- **Incorporating Renewable Energy Sources:** Harness the power of renewable energy by installing solar panels, wind turbines, or hydroelectric systems. Not only will you reduce your dependence on traditional power sources, but you may also generate excess energy to share with the grid, potentially earning credits for future use.
- **Sustainable Construction and Green-Building Practices:** Are you going to build your teeny home on your own or with friends? Or are you looking to hire a contractor? Consider hiring folks who are familiar with sustainable building methods and green-construction practices. Having an eco-friendly tiny homes also means having an eco-friendly building process. Choosing a company that takes an active role in minimizing construction waste and excess plastic and chemical use is key!



Functional Design & Aesthetics

Space Planning and Organization Tips:

Optimize every square inch of your teeny home with smart space planning. Carefully assess your daily needs and design layouts that flow seamlessly, providing comfort and convenience. Your home should be designed around your specific needs, wants and routines.

Design Styles for Tiny Homes:

Unleash your creativity by exploring various design styles that suit your personality and preferences. From modern and minimalist to cozy and rustic, the design of your tiny home should reflect your unique taste and create a welcoming ambiance.

Innovative Storage Solutions:

Efficient storage is the key to living comfortably in a small space. Explore creative storage solutions like built-in cabinetry, hidden compartments, and cleverly designed furniture to keep your belongings organized and out of sight.

Color Palettes and Lighting Ideas:

Colors and lighting play a crucial role in creating the illusion of space and setting the mood in a teeny home. Discover color palettes that make your space feel open and inviting, and explore lighting techniques that enhance natural light and create a warm and cozy atmosphere.

Multi-Function Furniture and Appliances:

Make the most of your teeny home's limited space by investing in furniture and appliances that serve multiple purposes. Explore sofa beds, wall-mounted tables, and compact kitchen appliances to optimize functionality without compromising style.

Creating the Illusion of Space and Openess

Strategically use mirrors, glass elements, and open shelving to visually expand your tiny home. By incorporating these design elements, you can create the illusion of more space, making your teeny home feel brighter and more spacious.

Low-Impact Landscaping and Outdoor Living

- **Low-Impact Landscaping Techniques:** Connect with nature and reduce environmental impact by implementing low-impact landscaping techniques. Choose native plants that require less water and maintenance, and explore xeriscaping to create a beautiful and eco-friendly outdoor space.
- **Creating an Outdoor Living Space:** Enhance your teeny home living experience by designing a functional outdoor living area. Whether it's a small patio, deck, or garden, outdoor spaces offer an extension of your living area and provide a refreshing space to relax and entertain.
- **Utilizing Vertical Gardening and Green Roofs:** Maximize your outdoor space by incorporating vertical gardening structures like trellises and living walls. Green roofs not only add charm to your tiny home but also contribute to temperature regulation and environmental benefits.
- **Hobbies and Outdoor Activities:** What do YOU love to do outside? Make sure your tiny home is geared towards your unique hobbies and ideal activities! Do you need a bike rack on your tiny home? A fold out basketball hoop? Make sure your tiny house is as custom as you are.

OUTDOOR LIVING IDEAS



PERMACULTURE AND LOW-IMPACT DESIGNS:



Safety and Security

Fire Safety Measures:

Prioritize fire safety in your tiny home by installing smoke detectors, fire extinguishers, and fire-resistant materials. Ensure proper ventilation to reduce the risk of condensation and mold growth, creating a safe and healthy living environment. Any safety precautions that are taken in a normal home, should be considered for a tiny home too!

Driving and Transportation:

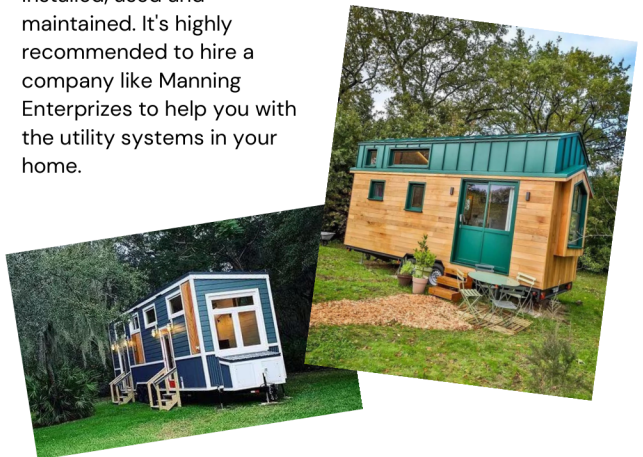
Are you planning on having a mobile tiny home? Make sure you have everything you need to move your home around the country. Make sure you have jacks, extra gasoline, road-safety equipment and spare tires. You should also make a point to familiarize yourself with your vehicle and tiny home so that you can feel confident troubleshooting issues when they arise.

Proper Ventilation and Indoor Air Quality:

Maintain good indoor air quality by ensuring adequate ventilation in your teeny home. Proper ventilation not only prevents mold growth but also creates a comfortable and fresh living environment. Make sure you have the appropriate detectors including fire detectors and CO detectors. Living in such a small space it's important that all your systems and utilities are properly installed, used and maintained. It's highly recommended to hire a company like Manning Enterprises to help you with the utility systems in your home.

Safety Considerations:

While tiny homes are typically located in serene settings, it's essential to address security concerns. Implement smart locks, surveillance systems, and sturdy doors and windows to protect your tiny home and belongings. This is especially important if you plan on stealth-camping or bringing your tiny home with you as you travel. You never know where you'll end up sleeping, so make sure your tiny home can handle any situation.




Building Your Home Step-by-Step

- **Finding Qualified Contractors and Builders:** Selecting reliable and experienced professionals is crucial for successful teeny home construction. Seek recommendations from other tiny homeowners or research online reviews to find contractors who specialize in tiny home building.
- **Managing the Building Process:** Communicate your vision clearly with the construction team, and establish a realistic timeline and budget for the project. Make sure to listen to your contractor's feedback and suggestions! They've often built dozens of tiny homes and can save you time and money with their experience.
- **Post-Construction Considerations and Maintenance:** Once your teeny home is complete, create a maintenance schedule to keep it in pristine condition. Perform regular inspections to address any maintenance needs promptly and preserve the beauty and functionality of your tiny home.

Need help building your tiny house and making your dreams a reality? Reach out to us! We'd love to help you!

Phone: Call/Text 860-617-6139
Sales.manningenterprizes@gmail.com
Insta/FB: @ManningEnterprizes



CONCLUSION

Ready to Embrace the Journey?

We hope this guide has been helpful for you and that you're excited to build your tiny home! Small spaces can have a big impact on our lives!

We know it can feel overwhelming at the start of any building journey and we want to help you and support you in any way we can. We're here for you every step of the way.

Whether you think you'd like to build a tiny home yourself but could use help with the design, whether you need help procuring appliances or materials, or whether you'd like us to take care of the whole thing, consider us your one-stop-shop!

Tiny homes have changed our own lives and the lives of many of our friends. Living with less lets us spend more time pursuing the things we're really passionate about, like traveling, fun with friends and building cool things!

Thank you for being here! We're here for you when you need us.

-MANNING ENTERPRIZES